



lumini Solucoes em Iluminacao LTDA
www.lumini.com.br
Email:laboratorio@lumini.com.br
Tel:+55 11 3437-5555 Fax:+55 11 3437-5555
Address:Rua Ferreira Viana, 716 - Socorro - São Paulo/SP

lumini

LumCAT:

Luminaire: focal p fm

LampCAT: modulo led 30W 30K irc90

Ballast type: LED driver 700mA

Report No:

Voltage(V): 125.8000

Test No:

Current(A): 0.2180

Number of Lamps: 1

Power (W): 27.4240

Lamp flux(lm): 2860.0

PF: 0.9950

Length(mm): 94

Width(mm): 94

Phm Type: C

Height(mm): 0

Photometric Results

Lumens(lm): 2144.97, Efficiency(%): 75.00% , Luminous Efficacy(lm/W): 78.22

Central intensity(cd): 6309.682, Maximum intensity(cd): 6309.682

Angle of maximum intensity: C=0.0 γ =0.0

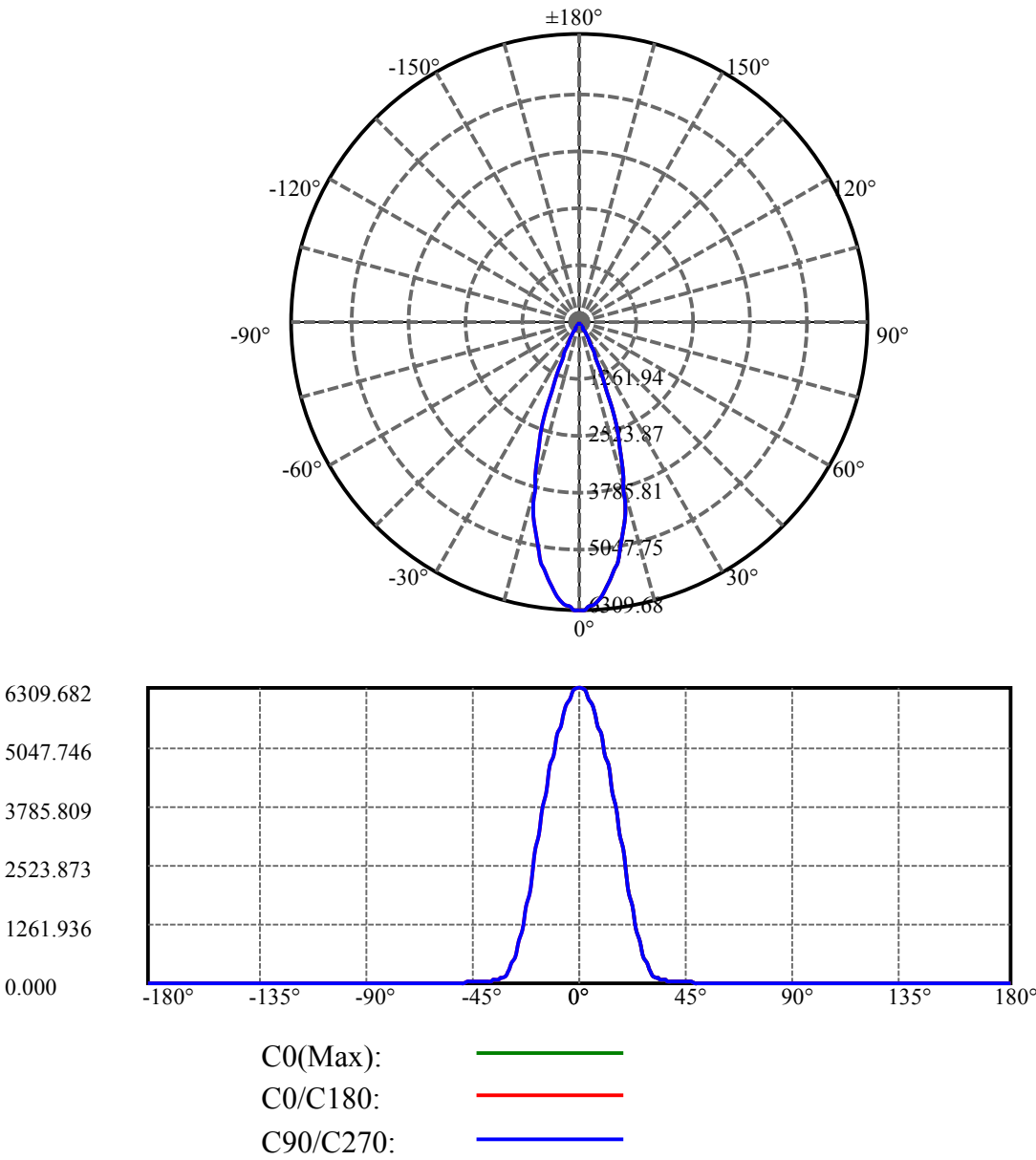
Beam angle of C0 plane : 34.02

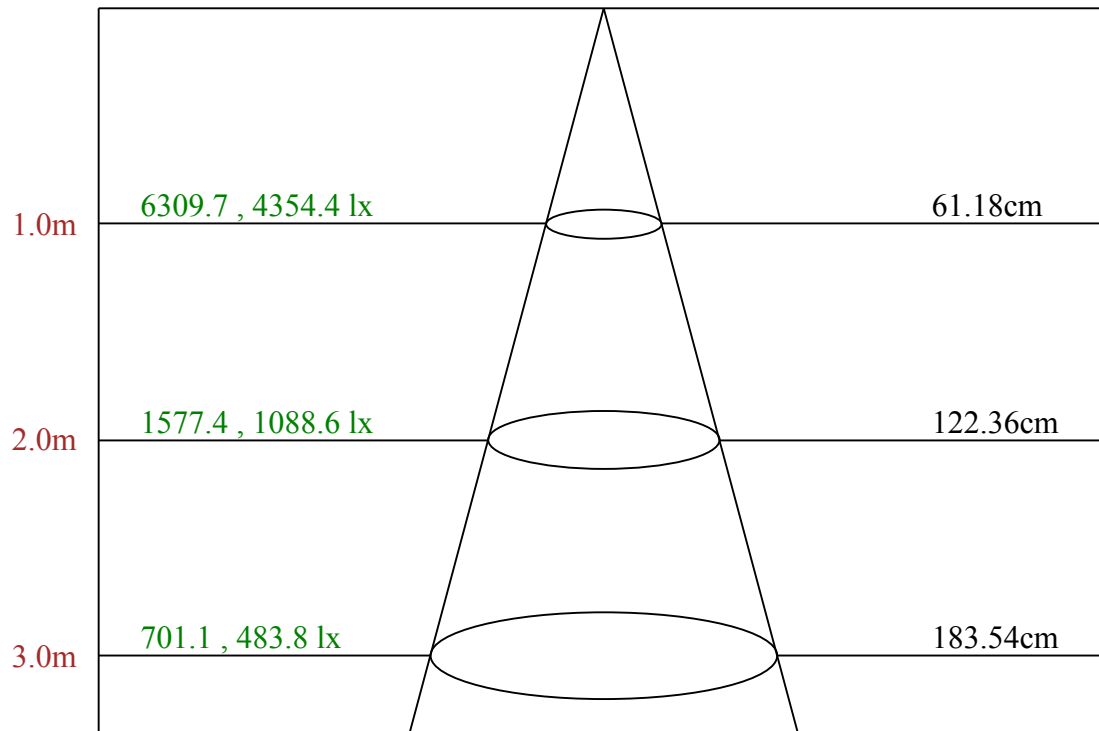
Aveage BeamAngle(IEC 61341):34.02

Equipment: equipamento lumini
Temperature(°C): 23.5

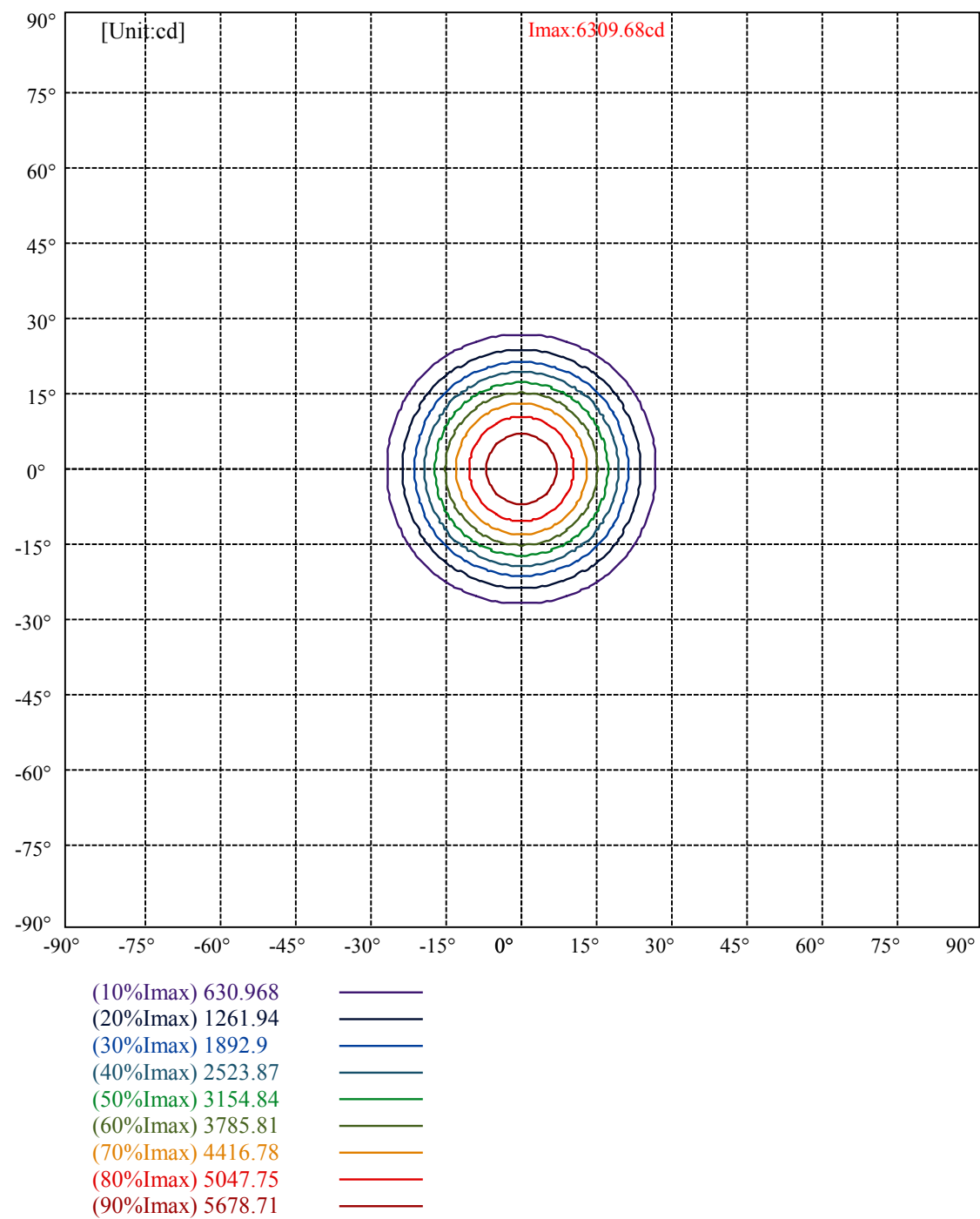
Date: 22/11/2024
Humidity(%): 79.0%

Operator: 01
Distance(m): 6.90





Max , Ave Beam angle of C0 plane 34.02



lumini

Luminance Limiting Curve(no luminous side)

Appendix Page: 5 Total:6

Luminance Table

γ	45	50	55	60	65	70	75	80	85
C0	3922	2221	1805	1775	1916	2298	2972	4371	8640
C45	3922	2221	1805	1775	1916	2298	2972	4371	8640
C90	3922	2221	1805	1775	1916	2298	2972	4371	8640

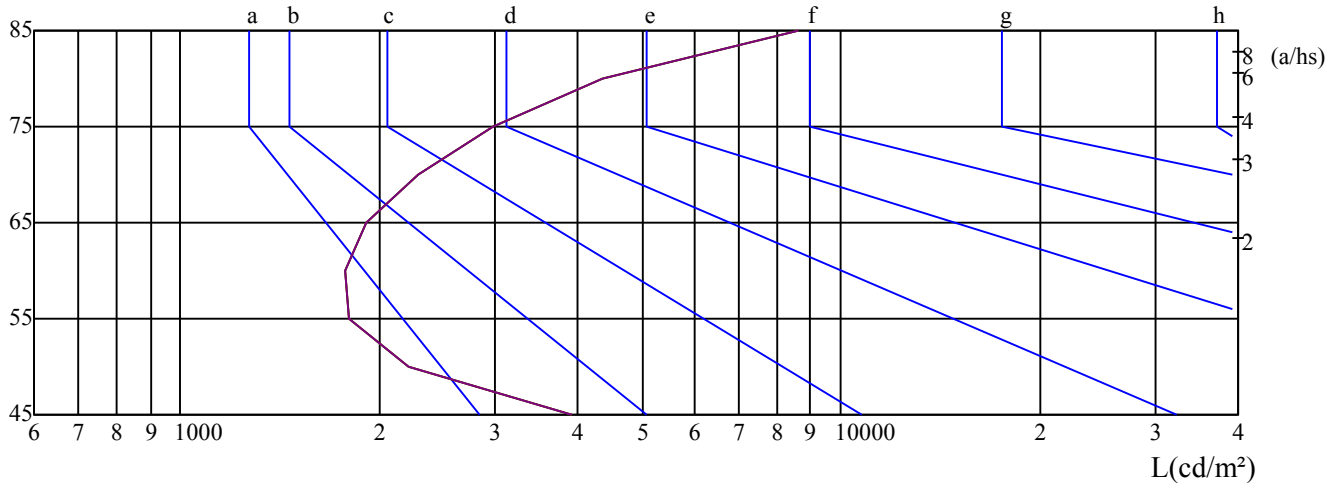
L(Hor)(65)	L(Ver)(65)	L45(65)	L(Hor)(75)	L(Ver)(75)	L45(75)	L(Hor)(85)	L(Ver)(85)	L45(85)
1916	1916	1916	2972	2972	2972	8640	8640	8640

Glare Table

Glare	Quality	Service Values Illuminance(lx)							
1.15	A	2000	1000	500	≤ 300				
1.5	B		2000	1000	500	≤ 300			
1.85	C			2000	1000	500	≤ 300		
2.2	D				2000	1000	500	≤ 300	
2.55	E					2000	1000	500	≤ 300
		a	b	c	d	e	f	g	h

Luminance Limiting Curve

$\gamma(^{\circ})$



C0 ———

C45 ———

C90 ———

Equipment: equipamento lumini
Temperature($^{\circ}$ C): 23.5

Date: 22/11/2024
Humidity(%): 79.0%

Operator: 01
Distance(m): 6.90

Illumination assessment according UGR											
Rf of Ceiling	70	70	50	50	30	70	70	50	50	30	
Rf of Wall	50	30	50	30	30	50	30	50	30	30	
Rf of Floor	20	20	20	20	20	20	20	20	20	20	
Room dimensions		Viewed crosswise					Viewed endwise				
X	Y										
2H	2H	7.44	8.34	7.85	8.69	9.06	7.03	7.92	7.44	8.28	8.65
	3H	8.07	8.87	8.50	9.25	9.65	7.75	8.54	8.17	8.92	9.32
	4H	8.71	9.45	9.15	9.85	10.27	8.44	9.17	8.88	9.57	9.99
	6H	9.77	10.44	10.22	10.86	11.31	9.54	10.21	10.00	10.63	11.08
	8H	10.47	11.11	10.93	11.54	12.00	10.27	10.92	10.74	11.34	11.80
	12H	11.38	11.98	11.84	12.42	12.89	11.21	11.82	11.68	12.25	12.72
4H	2H	7.41	8.14	7.85	8.54	8.96	7.03	7.77	7.47	8.17	8.59
	3H	8.33	8.95	8.80	9.39	9.86	8.06	8.68	8.53	9.11	9.58
	4H	9.30	9.83	9.78	10.30	10.80	9.08	9.62	9.56	10.08	10.58
	6H	10.66	11.13	11.17	11.62	12.12	10.49	10.96	11.00	11.45	11.95
	8H	11.58	12.01	12.10	12.51	13.04	11.43	11.87	11.96	12.37	12.89
	12H	12.72	13.12	13.25	13.61	14.18	12.59	12.99	13.12	13.49	14.05
8H	4H	9.66	10.10	10.19	10.60	11.12	9.48	9.92	10.00	10.41	10.94
	6H	11.35	11.71	11.89	12.22	12.78	11.21	11.57	11.76	12.09	12.65
	8H	12.54	12.84	13.11	13.40	13.94	12.43	12.72	13.00	13.28	13.83
	12H	13.94	14.17	14.52	14.72	15.29	13.85	14.07	14.43	14.63	15.20
12H	4H	9.79	10.19	10.31	10.68	11.25	9.62	10.02	10.14	10.51	11.08
	6H	11.64	11.94	12.21	12.50	13.04	11.52	11.81	12.09	12.37	12.92
	8H	12.91	13.14	13.49	13.69	14.26	12.81	13.04	13.39	13.59	14.16
Variation with the observer position at spacings:											
S = 1.0H		2.5/-1.5					2.5/-1.5				
S = 1.5H		2.9/-1.5					2.9/-1.5				
S = 2.0H		3.2/-1.3					3.2/-1.3				
Standard tables:		BKBF					BKBF				
Uncorrected UGR		-4.3					-4.3				

依据CIE Publ. 117 计算 UGR, S/H = 0.25